

A meeting of the Local Police & Fire Scrutiny Panel will be held on Thursday 15 September 2022 at 3pm.

Members may attend the meeting in person or via remote online access. Webex joining details will be sent to Members and Officers. Members are requested to notify Committee Services by 12 noon on Wednesday 14 September 2022 how they intend to access the meeting.

In the event of connectivity issues, Members are asked to use the *join by phone* number in the Webex invitation and as noted above.

Please note that this meeting will be live-streamed via YouTube with the exception of any business which is treated as exempt in terms of the Local Government (Scotland) Act 1973 as amended.

Further information relating to the recording and live-streaming of meetings can be found at the end of this notice.

IAIN STRACHAN
Head of Legal & Democratic Services

BUSINESS

1. Apologies, Substitutions and Declarations of Interest	Page
PERFORMANCE MANAGEMENT	
2. Police Scotland Performance Report	p
3. Scottish Fire & Rescue Service Performance Report	p
NEW BUSINESS	
4. Local Police and Fire Scrutiny Panel Update Report Report by Corporate Director Education, Communities & Organisational Development	p

The reports are available publicly on the Council's website and the minute of the meeting will be submitted to the next standing meeting of the Inverclyde Council. The agenda for the meeting of the Inverclyde Council will be available publicly on the Council's website.

Please note: this meeting may be recorded or live-streamed via You Tube and the Council's internet site, where it will be capable of repeated viewing. At the start of the meeting the Provost/Chair will confirm if all or part of the meeting is being recorded or live-streamed.

You should be aware that the Council is a Data Controller under the Data Protection Act 2018. Data collected during any recording or live-streaming will be retained in accordance with the Council's published policy, including, but not limited to, for the purpose of keeping historical records and making those records available via the Council's internet site or You Tube.

If you are participating in the meeting, you acknowledge that you may be filmed and that any information pertaining to you contained in the recording or live-stream of the meeting will be used for webcasting or training purposes and for the purpose of keeping historical records and making those records available to the public. In making this use of your information the Council is processing data which is necessary for the performance of a task carried out in the public interest. If you are asked to speak at the meeting then your submission to the committee will be captured as part of the recording or live-stream.

If you have any queries regarding this and, in particular, if you believe that use and/or storage of any particular information would cause, or be likely to cause, substantial damage or distress to any individual, please contact the Information Governance team at dataprotection@inverclyde.gov.uk

Enquiries to - **Lindsay Carrick** - Tel 01475 712114

Inverclyde Performance Summary Report

Reporting Period: 01/04/22 - 30/06/22



Total Crime



-2%



1,615 Crimes

Incidents Recorded

-17.5%



4,654

Common Assault

+7.9%



185

Overall Dishonesty

+7.7%



345

Domestic Abuse Incidents

+0.5%



227

Overall Violent Crime

+6.4%



215

Sexual Crime

-1.7%



34

Road Traffic Casualties

-28.6%*



5 *against PYTD

Disorder Complaints

-31.8%*



663 *against PYTD

Missing People

+292.9%



55 *against PYTD

Counter Terrorism



The threat level from INTERNATIONAL TERRORISM is Substantial —an attack has been deemed as likely to occur.

Housebreaking

-30.1%







32

*All data provided is for the period 1 April 2021 - 30 June 2022 unless otherwise stated. All statistics are provisional and should be treated as management information. All data have been extracted from Police Scotland internal systems and are correct as of 20/07/2022

INVERCLYDE POLICING PRIORITIES 2018-2022

- 1 Drug dealing and drug misuse
- 2 Violence and antisocial behaviour
- 3 Dishonesty
- 4 Road Safety

PRIORITY AREA	EXECUTIVE SUMMARY
Drug supply and misuse 	<p>Drug dealing and misuse continues to be a priority area for our attention in Inverclyde, with communities continuing to express concern about the harm caused by this issue. Year to date, 16 drug supply detections have been reported—an increase of 8.1% on the previous five year average. We continue to gather intelligence for further enforcement action in Inverclyde.</p>
Violence & ASB 	<p>Overall recorded violent crime has increased by 6.4% on the previous five year average. This is predominantly due to a rise in common assaults (+7.9%), while serious assaults have fallen by 23.8% against the five year average. Disorder incidents are down by 31.8% on the previous year, to a total of 663 incidents.</p>
Dishonesty 	<p>Recorded crimes of dishonesty have increased by 7.7% against the five year average. This has primarily been driven by a rise in common theft, shoplifting and fraud. Meanwhile, housebreaking and motor vehicle acquisitive crime fell by over 30% and 45% respectively, compared to the five year average. In relation to shoplifting, work is at an advanced stage to introduce exclusion zones for repeat shoplifters offending in Inverclyde.</p>
Road Safety 	<p>The number of casualties on Inverclyde roads has fallen from seven to five. No fatalities have occurred on Inverclyde's roads in the current year. Proactive policing of Inverclyde's roads has led to an increase in reported drink and drug driving offences (+17.1% compared to the five year average). Inverclyde continues to receive additional patrols from Road Policing as and when required.</p>

POLICE SCOTLAND'S POLICING PRIORITIES 2021-2022

1. Protecting vulnerable people
2. Working with communities
3. Tackling crime in the digital age
4. Support for operational policing

Inverclyde

Performance Summary Report

Reporting Period: 1 Apr 2022 to 30 June 2022



SECTION	PAGE NUMBER
Introduction	2
Executive Summary	3
Demand Analysis	4
Online and Cybercrime	5
Acquisitive Crime	5
Counter Terrorism & Domestic Extremism	5
Antisocial Behaviour, Violence & Disorder	6
Serious Organised Crime	7
Protecting People at Risk of Harm	7
Road Safety & Road Crime	8
Public Confidence - Complaints & Allegations	9

Introduction

I am pleased to present this report to the Police Fire and Rescue Committee for its information and consideration.

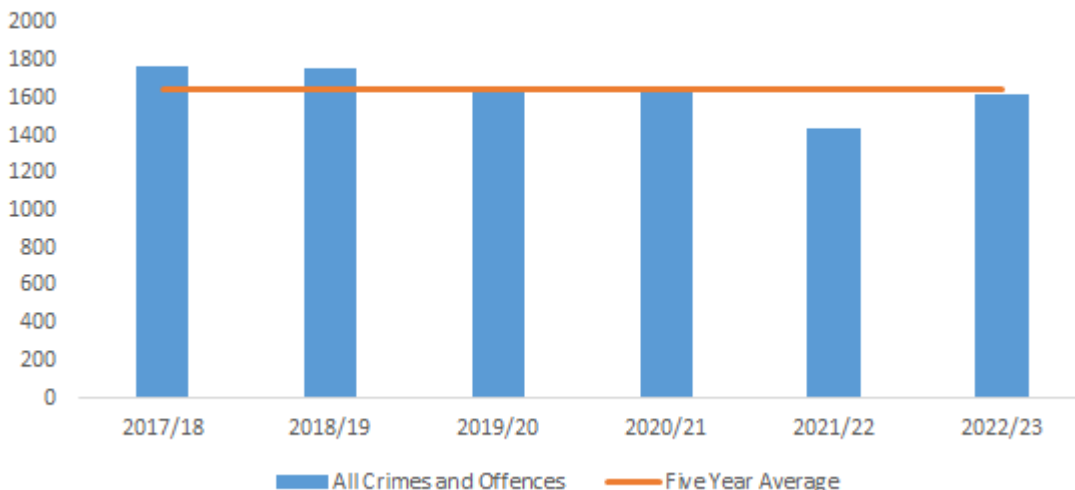
Please note that all data included in this report are management information and not official statistics. All data are sourced from Police Scotland internal systems and are correct as of date of publication. Unless stated otherwise numerical comparisons are against the preceding five year average.

CI Paul Cameron
Inverclyde Area Commander

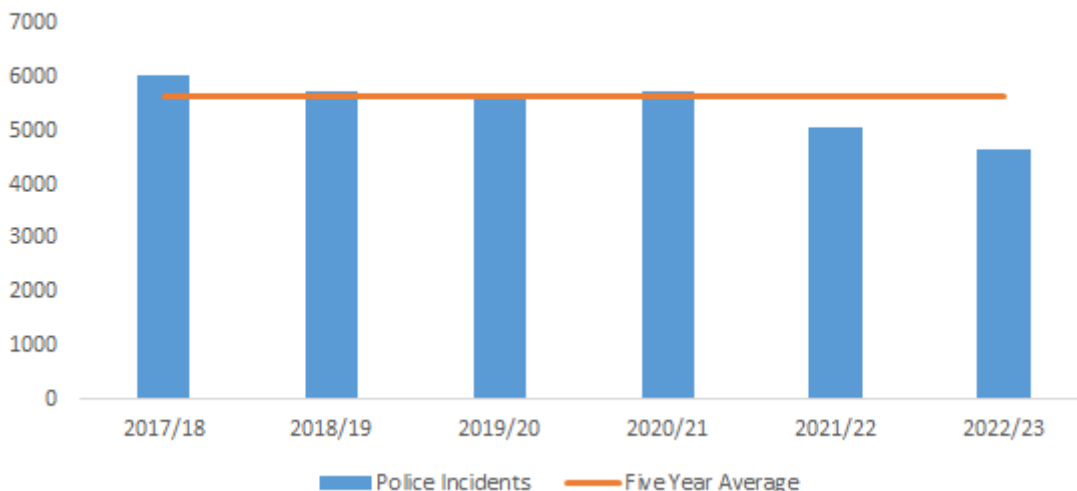
DEMAND ANALYSIS - * 5YA - PREVIOUS FIVE YEAR AVERAGE CYTD - CURRENT YEAR TO DATE

CRIME	5YA *	CYTD *	INCIDENTS	5YA	CYTD
Total Crimes & Offences	1,648.4	1,615	Total number of incidents	5,642.6	4,654

All Crimes and Offences



Police Incidents



CONTEXT

The volume of recorded crime and offences has fallen by two percent on the preceding five year average, being driven by a fall in all categories of crime with the exception of Group 1 crimes (crimes of serious violence), Group 3 crimes (crimes of dishonesty), and Group 5 crimes (proactive crimes). Group 2 (sexual crimes), Group 4 (fireraising, malicious mischief etc), Group 6 (miscellaneous offences) and Group 7 (offences relating to motor vehicles) all fell by margins between -1.7% and -27.6%.

Meanwhile, recorded police incidents have fallen by 17.5% on the five year average, and remain 8.2% below 2021/22 figures for the same period last year.

ONLINE & CYBERCRIME - DATA OVERVIEW

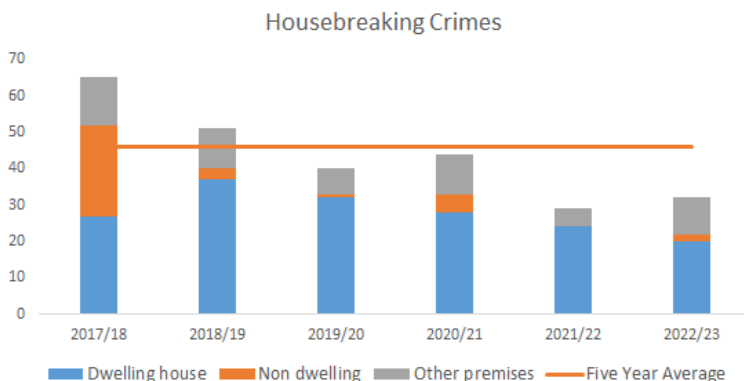
CONTEXT



In the period April – June 2022, 76 crimes have been designated as 'cyber-crimes'. 18 of these related to financial/economic offences. A further 13 crimes related to cyber-enabled sexual offences. 26 threatening/menacing communications offences were also reported.

Inverclyde Community Police officers have been raising awareness of cybercrime by issuing guidance documents and attending events. In addition whenever any new scam has been identified, Inverclyde Police have been sharing this via social media or local newspapers.

ACQUISITIVE CRIME — DATA OVERVIEW



CONTEXT



134 shoplifting crimes have been recorded – an increase of 33.5% compared to the five year average. The detection rate has fallen from a five year average of 84.3% to 81.3% in the current year. Work is ongoing to introduce exclusion zones which would assist with managing repeat offenders.



Housebreaking crimes (including attempts) fell from a five year average of approximately 46 crimes, to 32 crimes (-30.1%). However, housebreaking crimes targeting commercial and public buildings have increased by 6.4% on the five year average. The detection rate increased by 5.9 points on the five year average, to 31.3%.



Motor vehicle acquisitive crimes have fallen by 45.1% on the five year average to a total of 19 crimes. Thefts of motor vehicles continue to account for the highest proportion of motor vehicle crime (n=10). The MV acquisitive crime detection rate is 36.8, a decrease of 3.3 percentage points on the previous five year average. Work is ongoing to address this.



One bogus caller crimes has been recorded in the current year. This involved the suspect accepting payment of services which they then failed to provide.

COUNTER TERRORISM & DOMESTIC EXTREMISM

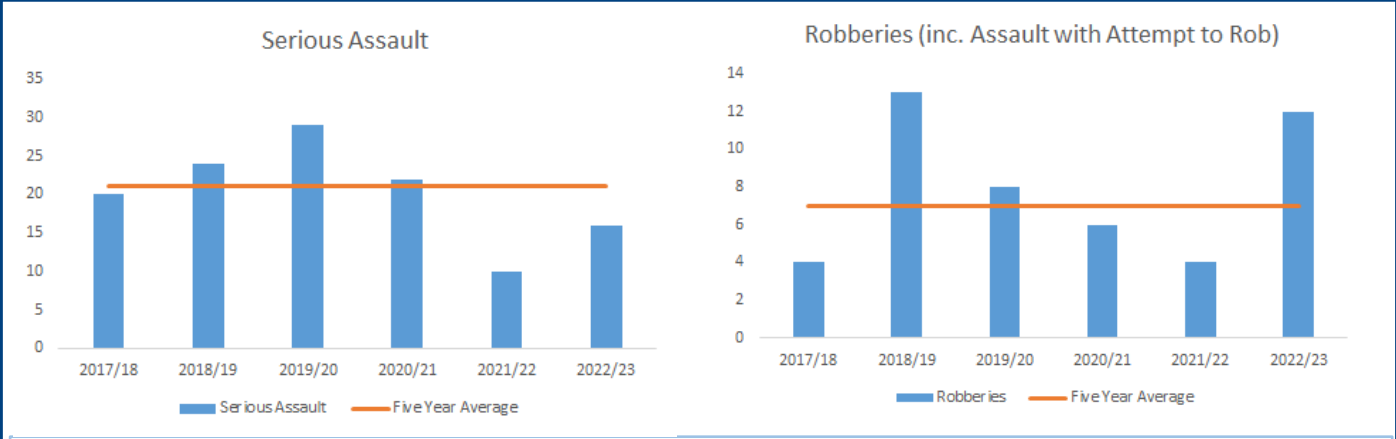
CONTEXT

In February 2022 the Home Secretary announced a decrease in the UK's Terrorist Threat Level from 'Severe' to 'Substantial'. This means it is deemed an attack is likely. At this time there is nothing to suggest that there is any specific threat to Scotland. However, the threat from Islamic, Northern Ireland and Right-wing terrorism remains a serious threat.

Inverclyde has an embedded CTLO (Counter Terrorist Liaison Officer) who provides expert guidance and support regarding emerging threats from national and international terrorism & Extremism. The CTLO has provided support, security advice and reassurance to locally elected representatives. CTLO along with CT Security Advisor held an Action Counters Terrorism event at Morton FC stadium involving various partners and representatives from the local community targeted towards the safety of the public at larger events.

ANTISOCIAL BEHAVIOUR, VIOLENCE & DISORDER - DATA OVERVIEW

1 April 2022 to 30 June 2022 - OBJECTIVE: Reduce the number of victims of violent crime



CONTEXT

41 Group 1 crimes of violence have been recorded YTD – an increase of 9.6% on the preceding five year average (n=37.4). Two attempted murders have been recorded YTD. Meanwhile, robberies have increased by 71.4% (n=12) while serious assaults fell by 23.8% as compared to the five year average.

Common assaults have increased by 7.9% on the five year average, to a total of 185. 27 crimes targeted emergency workers (most commonly police officers) - a reduction of 30.4% on the five year average.

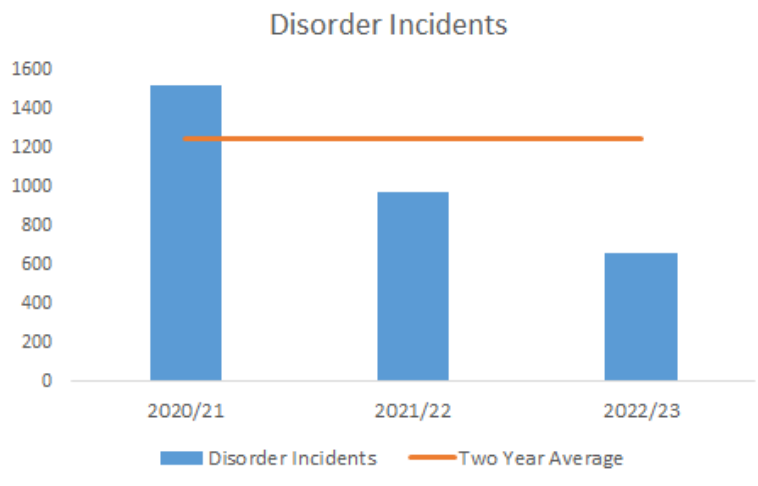
28 fire-raising crimes have been recorded— an increase of 115.4% on the previous five year average (n=13). The current detection rate is 25%, compared to the five year average rate of 12.3%. Advice is being issued to all householders regarding the dangers of leaving combustible items in common close areas. Meanwhile, recorded vandalism crimes fell from a five year average of approximately 157 crimes, to 130 crimes in the reporting period.

Disorder and Antisocial Behaviour

CONTEXT

663 complaints regarding disorder have been recorded year to date, a decrease of 31.8% on the previous year average.

Many disorder incidents reported in Inverclyde are as a result of large scale youth gatherings at various locations in the area. Most young people who are gathering are only socialising with friends however there are a minority who do cause disorder where they will be dispersed after having their details taken, parents contacted and parent alert letters issued. On the occasions where alcohol is involved this is seized and disposed of.



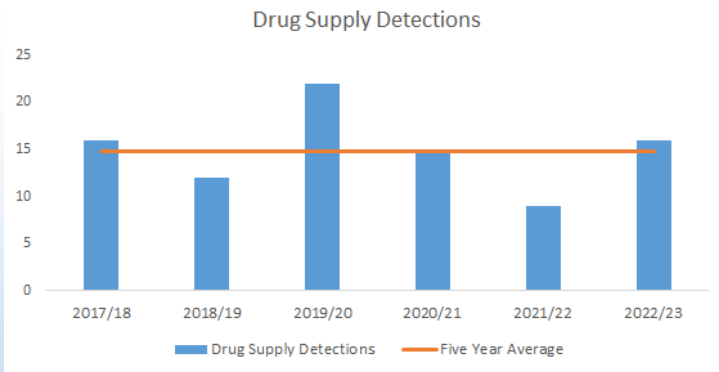
Police and Partners have been working together to target this Anti-social Behaviour by utilising recent intelligence with a weekly disorder action plan involving Police Scotland, BTP, Inverclyde Council Community Wardens and Youth Workers.

SERIOUS ORGANISED CRIME - DATA OVERVIEW

CONTEXT:

YTD, there have been 16 drug supply detections in Inverclyde, compared to a five year average of approximately 14.8 detections. A further seven drug supply charges have been reported in the current year, with forensic analysis results of seized drugs currently awaited.

Proactivity continues to target the three Serious and Organised Crime Groups (SOCGs) currently managed by Renfrewshire & Inverclyde Division, one of which predominantly impacts on Inverclyde. The organised criminality of the Inverclyde-based group predominantly involves drug supply activities. Enforcement activity is intelligence led to ensure the right people are being targeted in the right places. We continue to gather intelligence for further enforcement action in Inverclyde and it remains a priority for officers to carry out intelligence led patrols ensuring that individuals involved in the possession and supply of controlled drugs are pro-actively engaged, subsequently leading to obtaining and executing search warrants.



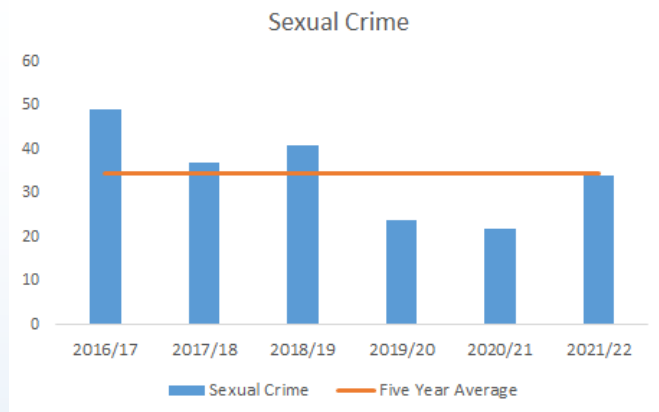
Proactivity continues to target the three Serious and Organised Crime Groups (SOCGs) currently managed by Renfrewshire & Inverclyde Division, one of which predominantly impacts on Inverclyde. The organised criminality of the Inverclyde-based group predominantly involves drug supply activities. Enforcement activity is intelligence led to ensure the right people are being targeted in the right places. We continue to gather intelligence for further enforcement action in Inverclyde and it remains a priority for officers to carry out intelligence led patrols ensuring that individuals involved in the possession and supply of controlled drugs are pro-actively engaged, subsequently leading to obtaining and executing search warrants.

PROTECTING PEOPLE AT RISK FROM HARM - DATA OVERVIEW

CONTEXT

Sexual Crime

Reported sexual crimes decreased by 1.7% on the preceding five year average, to a total of 34 crimes. The detection rate for sexual crimes is 50%, an increase on the five year average rate of 38.2%. Almost 90% of sexual crimes reported in the current year occurred in dwelling houses or private settings. Nearly 30% of the sexual crimes recorded in the reporting period were against young people (under the age of 16 years) at the time of the offence. Over 43% of all recorded sexual crimes in Inverclyde involved non-recent reporting, with the over two-thirds of these non-recent reports involving child victims aged 16 and under.



Missing People


55 missing person reports have been recorded in Inverclyde, as compared to 14 in the same period in the previous year. 39% (22) of the total number missing person incidents related to the top five most frequent repeat missing people within Inverclyde., most of whom were aged 16 years and younger. Overall, 61.8% of missing people were aged 19 or under, indicating a shift towards younger people being involved in missing person incidents as compared to the previous year. Missing persons most often went missing from their home address (58%), though Young Persons Units also featured prominently as repeat locations (involved in 11% of incidents). Over 78% of missing persons were traced within 24 hours, and all were traced within one week.

Domestic Abuse

227 domestic abuse incidents have been recorded, an increase of 0.5% when compared to the previous five year average. 43.2% of these incidents resulted in at least one domestic crime being recorded. The detection rate for domestic crime was 77.5%, an increase from the average five year rate of 65.7%.

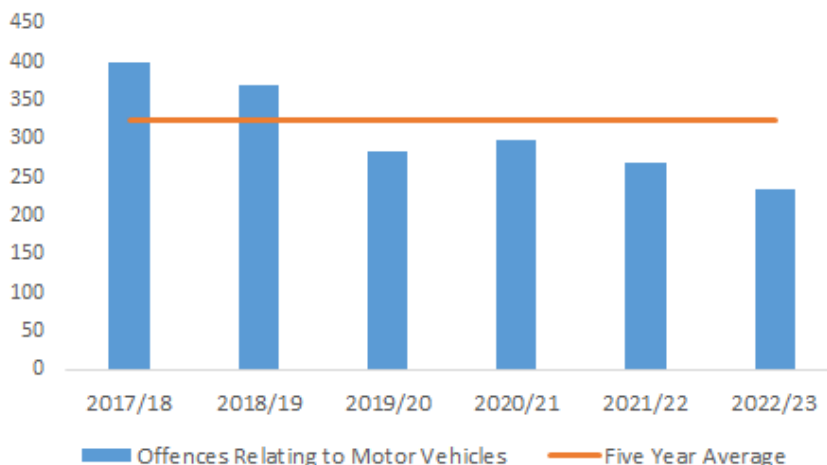
ROAD SAFETY & ROAD CRIME - DATA OVERVIEW

PRIORITY: REDUCE THE NUMBER OF PERSONS KILLED OR INJURED ON OUR ROADS

Road Traffic Casualties		2021/22	2022/23
	Number of persons killed on our roads	0	0
	Number of persons seriously injured	5	2
	Number of persons slightly injured	2	3
	Number of children seriously injured	2	0

Road Traffic Data from 01/04/2022 to 30/06/2022

Offences Relating to Motor Vehicles



CONTEXT

No fatalities occurred on Inverclyde’s roads in the reporting period. Meanwhile, two people were seriously injured (a reduction of three on the previous year) and three people incurred slight injuries (an increase of one on the previous year). A reduction was noted in the number of children seriously injured in Inverclyde, compared to the previous year.

While offences relating to motor vehicles have fallen by 27.6% on the previous five year average, drink and drug driving offences have increased by over 17%, with a total of 26 offences reported. The detection rate for offences relating to motor vehicles is 87.6%, with marginal variance from the previous five year average (88.2%).

Local officers alongside Road Policing officers have conducted a series of national and local road safety initiatives in order to raise awareness of various aspects of road safety. This has involved high visibility and unmarked patrols and speed checks at various locations where engagement and enforcement has taken place with drivers resulting in some drivers being issued with fixed penalty notices, Anti-social behaviour order or appropriate road safety advice provided.

Police in Inverclyde have increasingly been using the roadside screening testing kits to determine if drivers are impaired through drugs. These tests use saliva samples, and test for Cannabis (THC) and Cocaine. A positive roadside test empowers officers to arrest a suspected drug driver.

PUBLIC CONFIDENCE: COMPLAINTS & USER SATISFACTION

COMPLAINTS ABOUT THE POLICE

From 01/04/2022 - 30/06/2022

Allegation Category and Type	PYTD	YTD	% change from PYTD
On Duty - TOTAL	24	17	-29.2%
Assault	4	2	-50.0%
Excessive Force	3	2	-33.3%
Incivility	5	4	-20.0%
Irregularity in Procedure	10	9	-10.0%
Oppressive Conduct/Harassment	1	0	-100.0%
Unlawful/Unnecessary Arrest or Detention	1	0	-100.0%
Quality Of Service - TOTAL	11	7	-36.4%
Policy/Procedure	2	2	0.0%
Service Delivery	3	4	33.3%
Service Outcome	6	1	-83.3%
Grand Total	35	24	-31.4%

CONTEXT

A total of 24 complaints have been made in the reporting period, of which 17 related to On Duty Allegations, and seven related to Quality of Service. There were 2.2 On Duty Allegations, and 0.9 Quality of Service Allegations per 10,000 police incidents.

The reduction for complaints demonstrates organisational learning and our commitment to deliver an excellent Policing Service to the people of Inverclyde.



**Inverclyde Performance Report
1st April 2022 - 30th June 2022**



**SCOTTISH
FIRE AND RESCUE SERVICE**

Working together for a safer Scotland

**Working together
for a safer Scotland**

Inverclyde Performance Report

Table of Contents

Local Fire and Rescue Service Plan Priorities	3
Inverclyde Activity Summary	4
Domestic Safety - Accidental Dwelling Fires	5
Domestic Safety - Accidental Dwelling Fire Casualties	6
Unintentional Injury and Harm	7
Deliberate Fire Setting	8
Non-Domestic Fire Safety	9
Unwanted Fire Alarm Signals	10

Local Fire and Rescue Service Plan Priorities

The Local Fire and Rescue Service Plan has been developed to set out the priorities and objectives within Inverclyde and allows our local authority partners to scrutinise the performance outcomes of these priorities. We will continue to work closely with our partners in Inverclyde to ensure we are all “**Working Together for a Safer Scotland**” through targeting risks to our communities at a local level.

The plan has been developed to complement key partnership activity embedded across Inverclyde Community Plan and associated Delivery and Thematic plans. Through partnership working we will seek to deliver continuous improvement in our performance and effective service delivery in our area of operations.

The Local Fire and Rescue Plan for Inverclyde identified six areas for demand reduction and is subject to regular monitoring and reporting through the Police / Fire and Rescue Committee. A summary of the priorities and current activity is detailed below with further detail and analysis contained within this performance report.

	Accidental Dwelling Fires	Accidental Dwelling Fire Casualties	Unintentional Injury and Harm	Deliberate Fire Setting	Non-Domestic Fire Safety	Unwanted Fire Alarm Signals
Inverclyde Central	1	0	2	19	0	13
Inverclyde East	3	0	0	34	1	10
Inverclyde East Central	5	0	0	52	2	13
Inverclyde North	1	0	2	22	1	27
Inverclyde South	1	0	1	23	2	25
Inverclyde South West	0	0	3	28	0	5
Inverclyde West	1	0	2	9	0	5

Total Incidents	12	0	10	187	6	98
Year on Year Change	● -33%	● -100%	◆ 25%	● -33%	● -33%	◆ 61%
3 Year Average Change	● -5%	● -44%	● -19%	● -11%	◆ 11%	◆ 1%

About the statistics within this report

The activity totals and other statistics quoted within this report are published in the interests of transparency and openness. They are provisional in nature and subject to change as a result of ongoing quality assurance and review. Because all statistics quoted are provisional there may be a difference in the period totals quoted in our reports after local publication which result from revisions or additions to the data in our systems. The Scottish Government publishes official statistics each year which allow for comparisons to be made over longer periods of time.

● Activity levels have reduced by more than 5%

▲ Activity levels have reduced by up to 5%

◆ Activity levels have increased overall

Inverclyde Activity Summary



214

fires
primary &
secondary



73

special
services



196

false
alarms



483
total number of
incidents



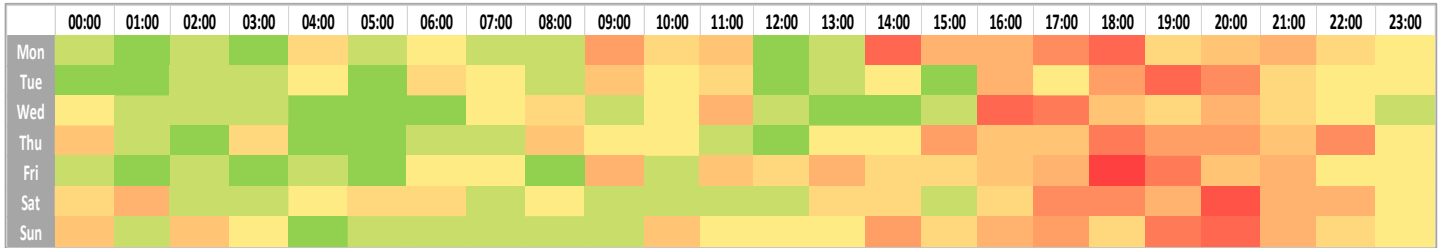
12
fire & non-fire
casualties



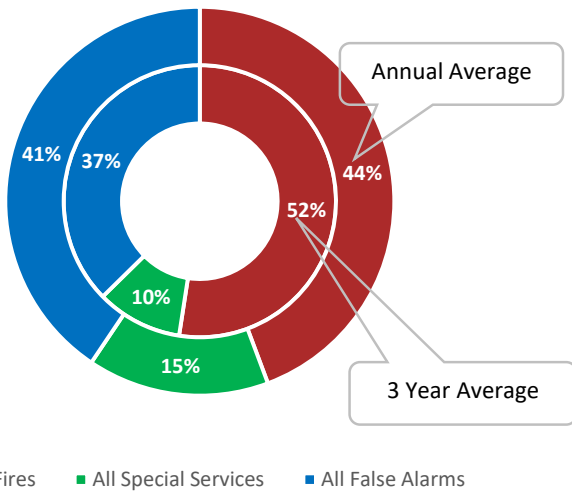
£193,060
economic cost of
ufas incidents

*data above is year on year change

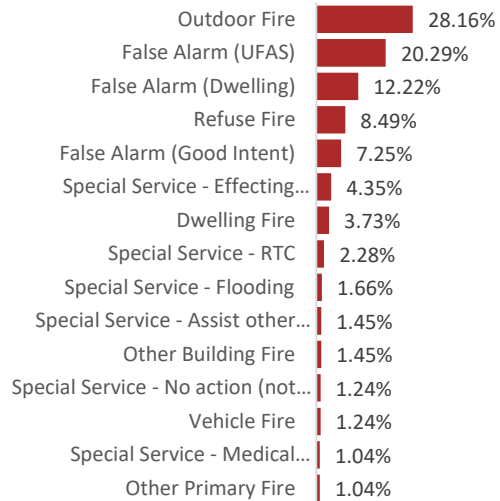
Activity by Time of Day



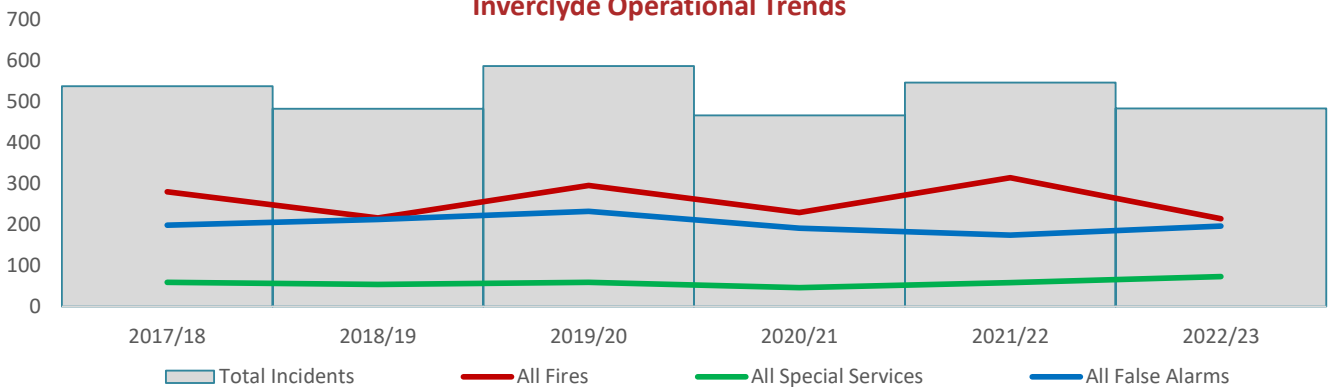
Incidents by Classification



Top 15 Incidents Types by %



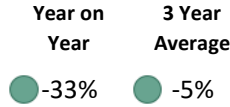
Inverclyde Operational Trends



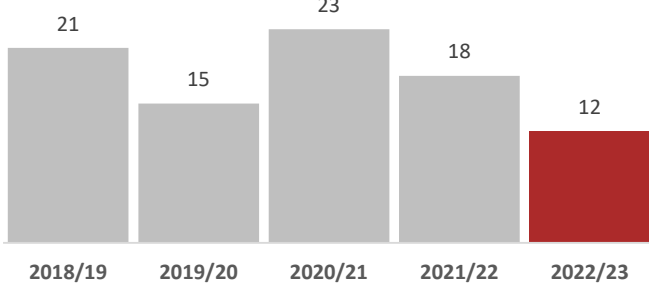
Domestic Safety - Accidental Dwelling Fires



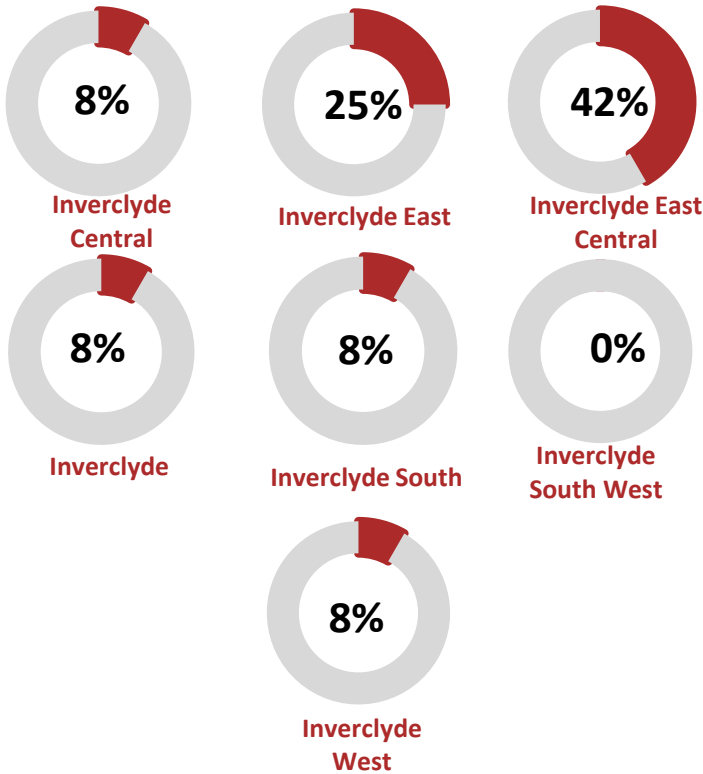
Performance Summary



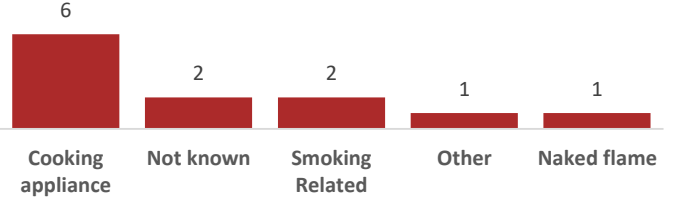
Accidental Dwelling Fires



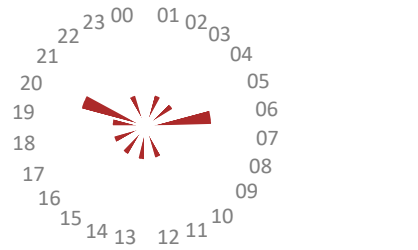
Accidental Dwelling Fires Activity by Ward (% share)



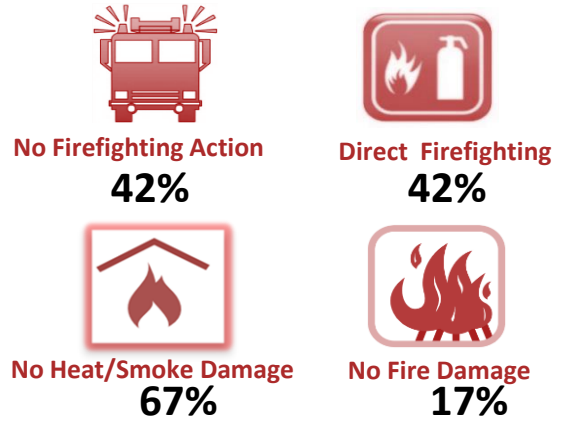
Main Source of Ignition



Accidental Dwelling Fires by Time of Day



Severity of Accidental Dwelling Fires



Human Factors



Automatic Detection & Actuation

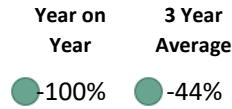


It is positive to report a continuing downward trend in accidental dwelling fires. Where incidents do occur, detection is present in the majority of instances and the severity of damage is low. Our local crews complete Post Domestic Incident Response activity for every domestic incident attended. We are supported by our Community Action Team who attend the Inverclyde Hub meetings 3 times a week. This partnership work is critical to improving the safety of our community.

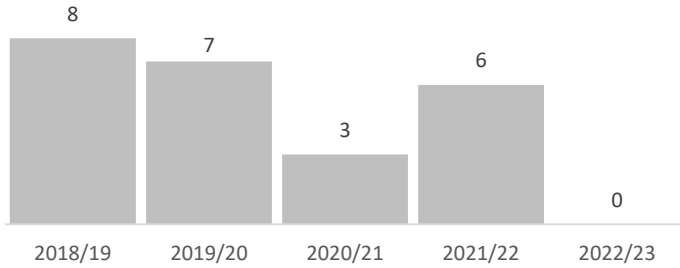
Domestic Safety - Accidental Dwelling Fire Casualties




Performance Summary




Accidental Dwelling Fires Casualties



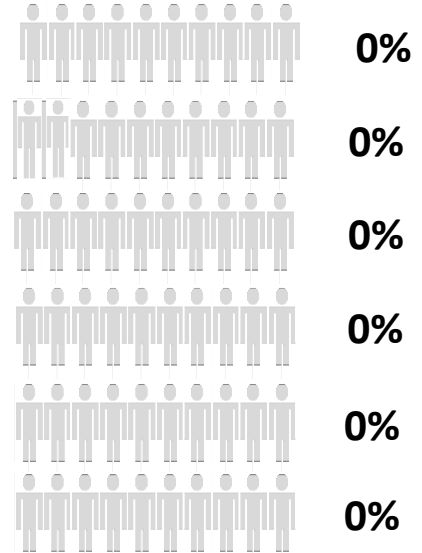
Accidental Dwelling Fire Casualties by Ward (% share)



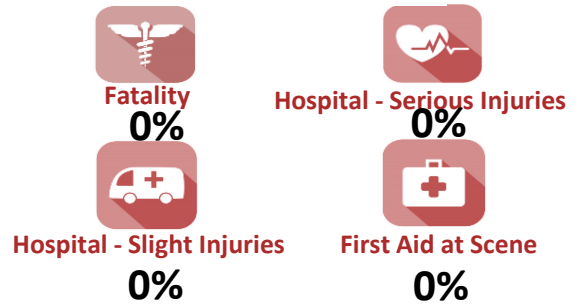
Fire Casualties by Time of Day



Nature of Injury



Extent of Harm



Age / Gender Profile



0	0	0	0	0	0	0	0	0	0
0 - 9	10 - 19	20 - 49	50 - 79	80+					

We are pleased to report no injuries recorded this reporting period in relation to accidental dwelling fires.

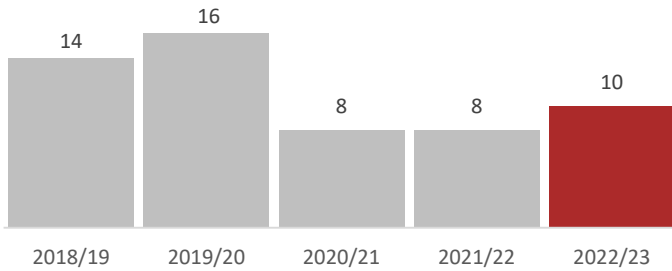
Unintentional Injury and Harm



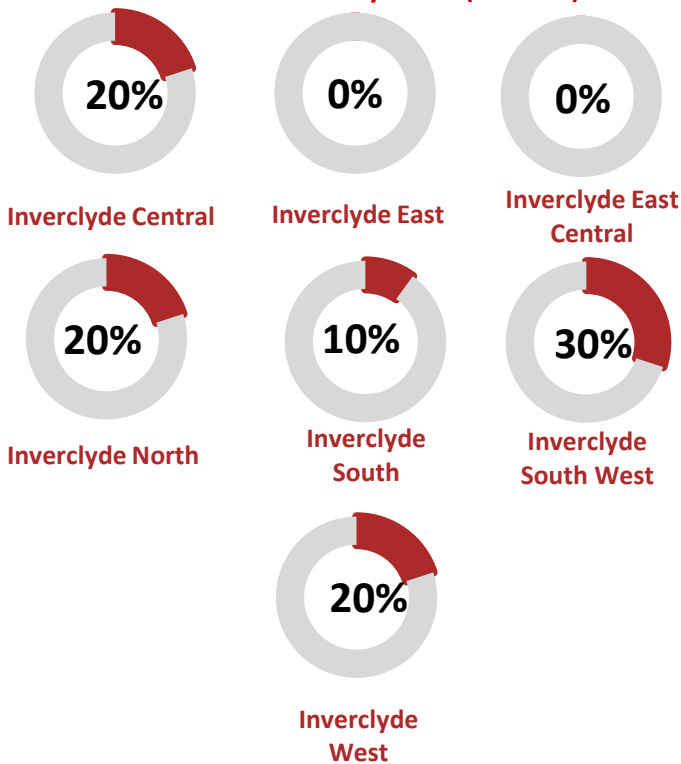
Performance Summary

Year on Year ◆ 25%
 3 Year Average ● -19%

Non-Fire Casualties

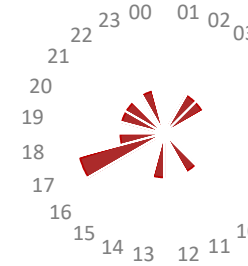


Non-Fire Casualties by Ward (% share)

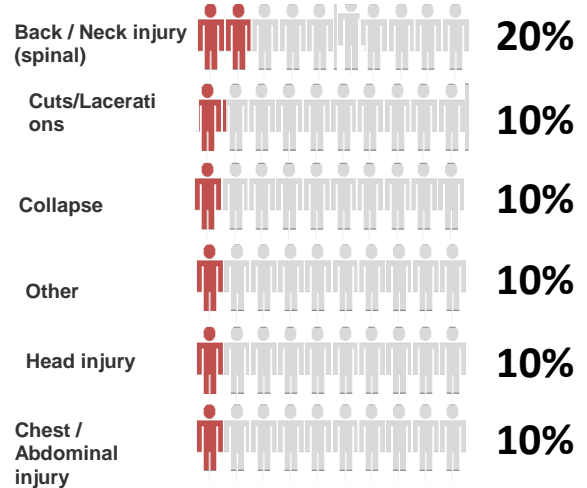


A small increase within the reporting area of unintentional injury and harm. Noting that casualty numbers remain low, this reporting period is focused on road traffic collisions and assisting partner agencies. These incidents are discussed during partnership hub meetings and the extent of harm is predominately low. As reported previously, we expect the incidence of assistance to partners will increase as we free up capacity with demand reduction strategies. Within our Community Action Team we have a Road Safety Champion who co-ordinates education and demand reduction initiatives.

Non-Fire Casualties by Time of Day



Nature of Injury



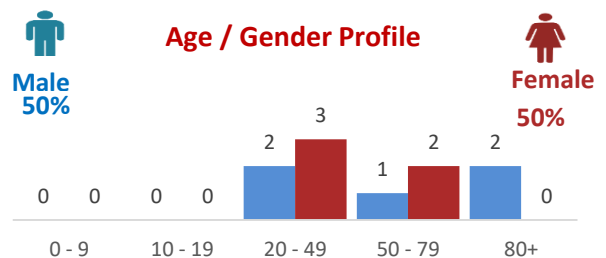
Extent of Harm



Non-Fire Emergency Activity



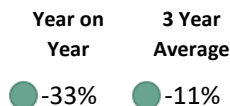
Age / Gender Profile



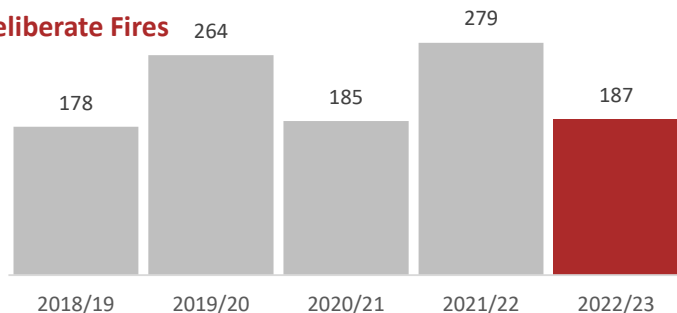
Deliberate Fire Setting



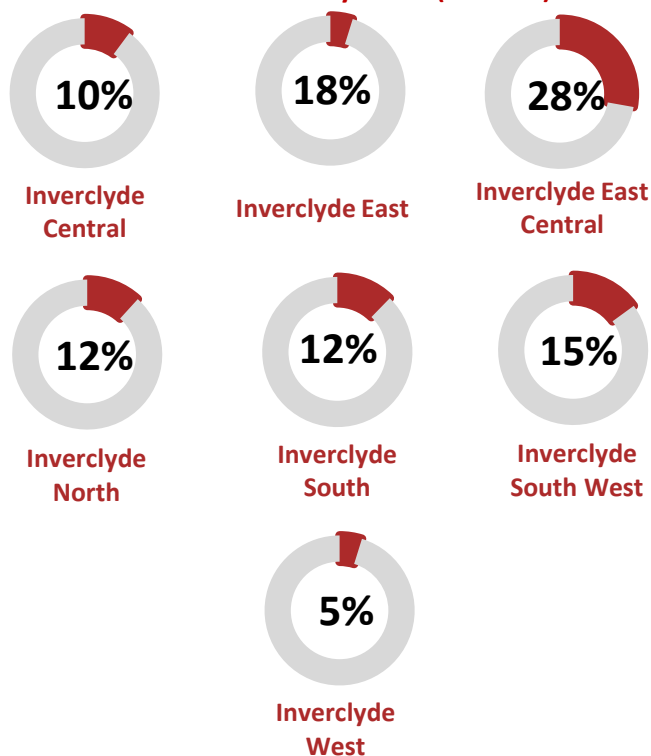
Performance Summary



Deliberate Fires



Deliberate Fires by Ward (% share)

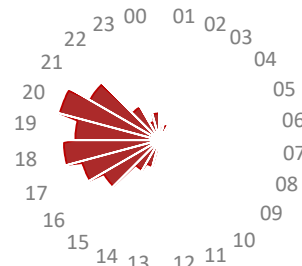


Definitions

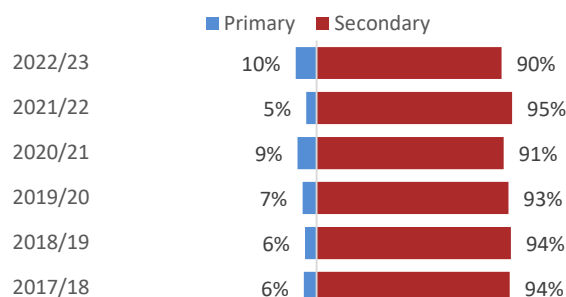
Primary Fires - all fires in buildings, vehicles and outdoor structures or any fire involving casualties, rescues or fires attended by five or more appliances

Secondary Fires - fire incidents that did not occur at a primary location, was not a chimney fire in an occupied building, did not involve casualties (otherwise categorised as a primary incident) and was attended by four or fewer appliances.

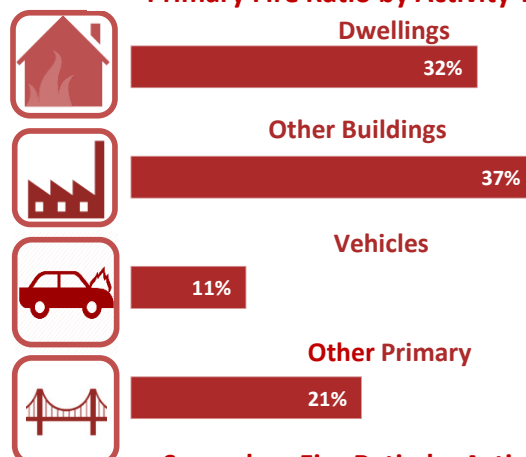
Deliberate Fires by Time of Day



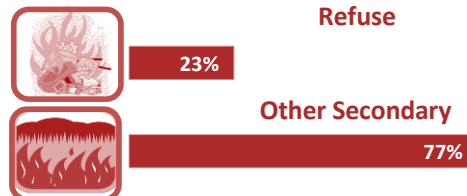
Deliberate Fires by Classification



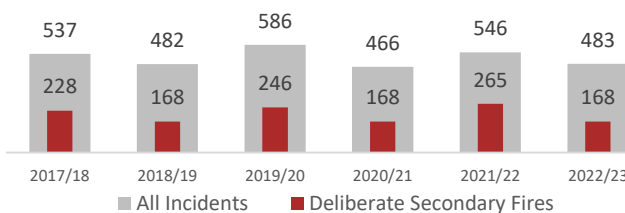
Primary Fire Ratio by Activity Type



Secondary Fire Ratio by Activity Type



Deliberate Fires Compared to Operational Activity



Whilst deliberate fire statistics are decreasing, we will remain absolutely focused on partnership work to minimise these incidents and improve community and responder safety. Once again, information sharing during Inverclyde Hub meetings and dovetailing our seasonal Thematic Action Plans contribute positively to this work. In addition, we contribute to a national working group focused on reducing deliberate fire setting.

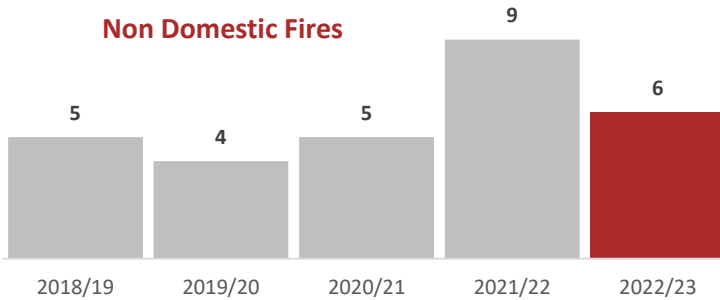
Non Domestic Fire Safety



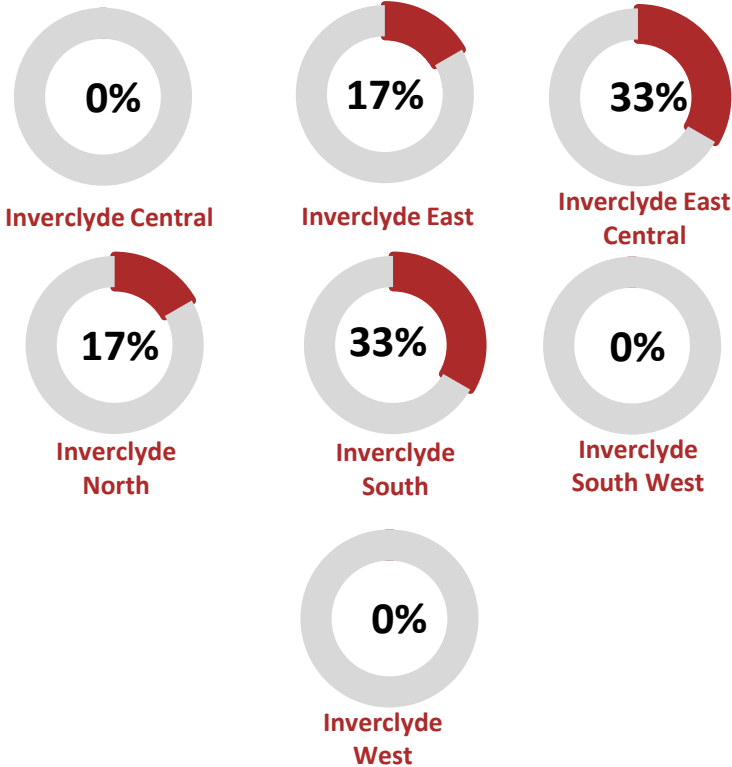
Performance Summary



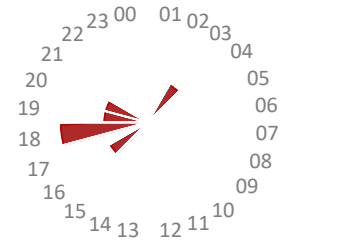
Non Domestic Fires



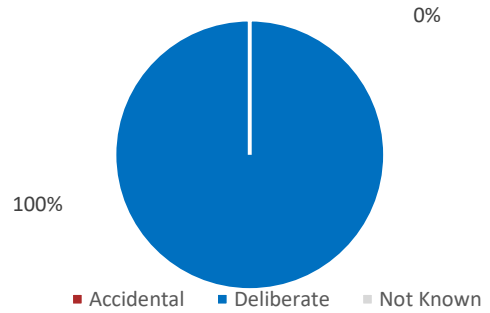
Non-Domestic Fires by Ward (% share)




Non-Domestic Fires by Time of Day



Non-Domestic Fires by Nature of Origin



Severity of Non-Domestic Fires



Non-Domestic Fires by Premises Type



A reduction this reporting period in non domestic fires with no trends identified in premises type. Supported by our national Prevention and Protection function, all non domestic premises which are relevant under the Fire (Scotland) Act are audited by our local protection teams who will provide advice and support to dutyholders in order for them to meet their legislative obligations.

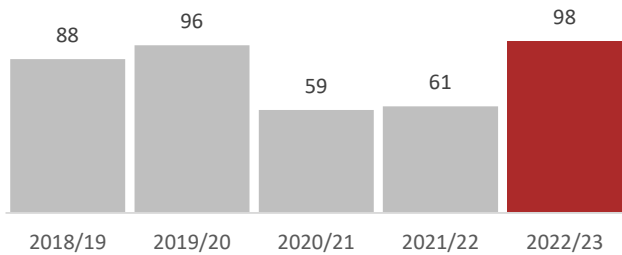
Unwanted Fire Alarm Signals



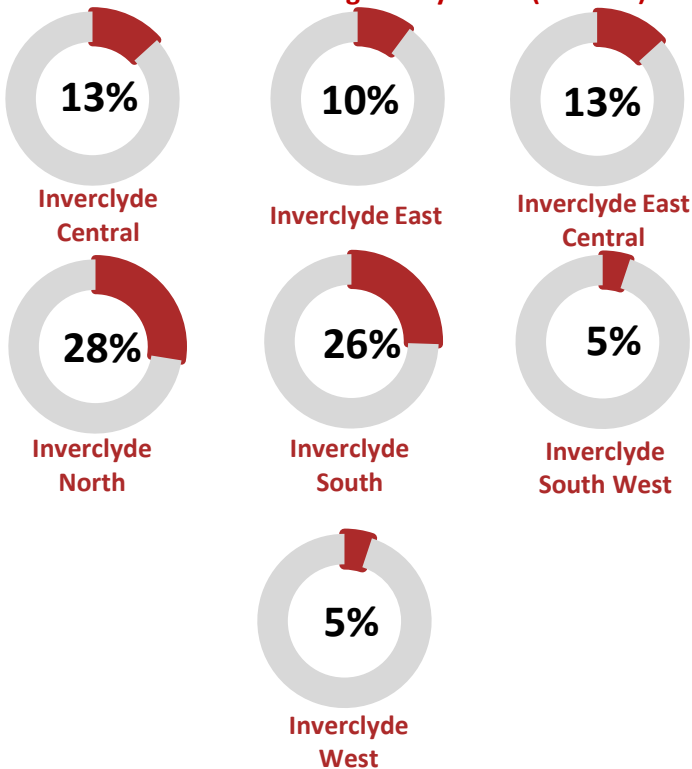
Performance Summary

Year on Year ◆ 61% 3 Year Average ◆ 1%

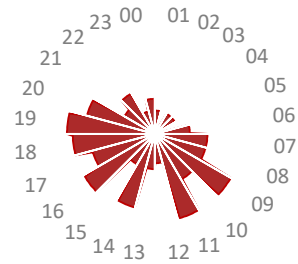
Unwanted Fire Alarm Signals



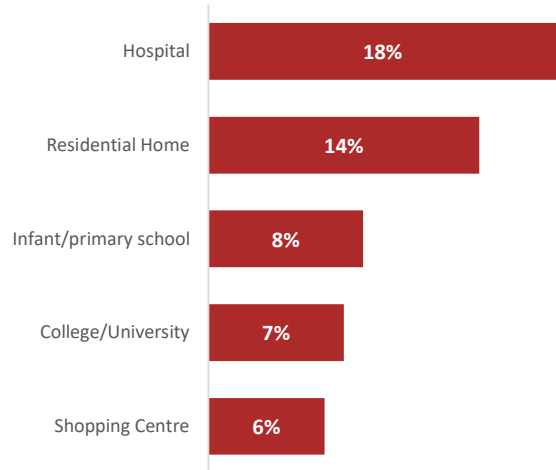
Unwanted Fire Alarm Signals by Ward (% share)




Unwanted Fire Alarm Signals by Time of Day



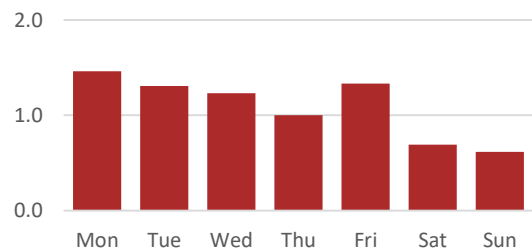
Unwanted Fire Alarm Signals - Top 5 Premises



Unwanted Fire Alarm Signals Activity Ratios



Average Unwanted Fire Alarm Signals per Day



An increase in unwanted fire alarm signals this reporting period. Work is ongoing to support premises with high levels of UFAS activity. As presented to committee earlier this year, our response to these types of incidents will significantly change during 2023. In preparation for this, our national Prevention and Protection Function will complete internal engagement with operational crews and externally with responsible persons in relevant premises to provide support as we complete this work. Our local UFAS champion works closely with responsible managers in the 'Top 5' premises type to identify the cause of alarm actuations and reduce or prevent these.

3.0 THE SCOTTISH POLICE AUTHORITY BOARD

3.1 The meeting of SPA Board was held on the 23 June 2022 <https://www.spa.police.uk/meetings/authority-meetings/23-june-2022/> and considered several updates, including:

- Drug driving update;
- Resource spending review;
- Firearms surrender campaign; and
- Motorcycle safety campaign.

3.2 Drug driving update

Since a new offence was introduced in Scotland on 21 October 2019 to set specific drug driving limits for 17 specified drugs there has been a significantly higher demand for testing and analysis of blood samples than initially forecast. Demand has been consistently more than twice the original estimated level. It is clear that drug driving in Scotland is far more prevalent than was thought to be the case when the service was set up. The high demand has caused a backlog of cases, causing an issue with cases not progressing to prosecution due to the statutory 12-month time limit.

3.3 Resource spending review

The results of the Resource Spending Review were published by the Scottish Government on 31 May 2022. The Review is not a finalised budget for policing. It sets out a framework for spending in the years ahead and the proposed flat cash revenue will have implications for policing.

3.4 Firearms surrender campaign

Police Scotland participated in the UK wide national firearms surrender campaign between 12 and 29 May. Proactive local and national messaging resulted in the surrender of over 300 firearms, including shotguns, air-weapons, imitation firearms and ammunition.

3.5 Motorcycle Safety Campaign

Throughout the summer months, Police Scotland will continue prevention, education and enforcement activity as part of the Motorcycle Safety Campaign. The campaign is designed to promote safe and responsible riding and driving, and reduce the number of motorcyclists killed or seriously injured on our roads. In addition to direct engagement with motorcyclists, there is a strong focus on the contribution all road users can make to motorcycle safety by adopting positive driving behaviours.

3.6 HM INSPECTORATE OF CONSTABULARY IN SCOTLAND

3.7 HMICS published its annual report 2021-22 on 30 June 2022 <https://www.hmics.scot/publications/hmics-annual-report-2021-2022>. The report contains the reflections of HM Chief Inspector of Constabulary in Scotland on the state of policing in Scotland during 2021-22 and considers some of the challenges that lie ahead. Recognising the challenges in deploying police resources to the growing issues of:

- cybercrime;
- fraud;
- child sex abuse - both online and in person; and
- increasing violent and sexual crime.

3.8 THE SCOTTISH FIRE & RESCUE SERVICE BOARD

3.9 The SFRS held a board meeting on the 30 June 2022 <https://www.firescotland.gov.uk/about-us/sfrs-board/board-meetings>, which considered general business matters, including:

- action and decision logs
- Chair's and Chief Officer's report;
- committee reports;
- risk and performance report;
- budget reports;
- health and safety annual report 202/21;
- performance management framework annual report;
- mainstream and equalities outcomes progress report; and
- working in partnership 2020-21

The minutes from this meeting were not published at the time of this report.

3.10 The Service Delivery Committee minutes contained within the board meeting papers noted that Home Safety Fire Visit targets are now being met, but still to achieve pre-Covid levels. The Committee also considered the emerging risks presented by lithium-ion battery technology. The Committee commented on the relatively low number of incidents involving lithium-ion batteries and the work being undertaken in the Service to identify and prepare for future risks.

3.11 COMMUNITY SAFETY PARTNERSHIP UPDATE

3.12 At its meeting on 23 June 2022 the Local Police and Fire Scrutiny Panel requested a report be submitted to the next meeting of the panel on community policing in Inverclyde, including information on resources over the last 5 to 6 years.

3.13 After the request Council officers have worked with Police Scotland on the details that can be released about the numbers of police in Inverclyde. A response was provided by the Area Commander for Inverclyde. This is detailed in paragraph 3.14 below.

3.14 'As Area Commander for Inverclyde, I can confirm I have sufficient resources to meet the policing and community demands across Inverclyde. The resourcing picture is made up of the following:

- Community Policing Teams – Sufficient resources are in place to ensure all Ward areas and Schools have a dedicated officer in place, these teams are managed by two Sergeants and one Inspector on a full time basis.
- Response Policing – Response policing is a Divisional team that responds to urgent requests for policing such as 999 calls. This model ensures if demand is greater than normal across Inverclyde then I have the ability to transfer immediately Response Officers from another part of the Division or indeed another part of the Force area to meet those demands. This approach has been in place for a considerable period of time and is working well. This team of officers are managed by dedicated Response Sergeants and Inspectors all of whom are based within Greenock Police Station.
- Criminal Investigations Department (CID) – I have a dedicated team of Detective Constables and Sergeants who are line managed by a full time Detective Inspector based out of Greenock Police Station, similar to Response Policing I have the ability to transfer Detectives from across K Division if I require additional resources. A prime example of this is when we were investigating the fire-raising incidents in Inverclyde (Operation Tell), the additional resources I received from CID and indeed Regional and National Resources ensured I had sufficient resources to meet that extraordinary demand at that time. In addition, I have support when required from more specialised CID colleagues such as Public Protection Unit,

Domestic Abuse Investigation Unit, Analytical Support, Business Unit Support, Rape/Sexual abuse Investigation Unit.

- I have a dedicated team called the Alcohol, Violence Reduction Unit (AVRU). This team report directly to myself and carryout day to day urgent policing tasks. A typical day will involve them executing Drug warrant searches or pro-active patrols in plain clothes to known problematic areas.

In addition to the above daily resource picture, I have access to a number of specialist support services which I routinely use to support my policing operations across Inverclyde, some examples being:

- Specialist Crime Division
- Operational Support (search, public order, marine unit, etc.)
- Roads Policing

All the above additional support come from National and/or Regional Teams, they all routinely assist me to deliver on the local policing plans and ultimately provide an excellent policing service to the people of Inverclyde when I require their assistance.

Added to the above is the support we receive on a daily basis from Inverclyde's Community Warden Teams, this partnership working greatly assists in keeping our local communities safe.

A unique partnership arrangement is in place within Inverclyde called the Inverclyde Partnership Hub, this daily meeting ensures all key partners are sighted on developments over a 24hr period to ensure we can respond quickly to emerging patterns of behaviour that cause concern. This approach ensures the relevant partner takes on responsibility for a particular concern which ensures swift action is taken, this has been an excellent development for Inverclyde and has greatly reduced antisocial behaviour in the area.

To conclude, as can be seen from the above, the resource picture for policing in Inverclyde is wide and varied, this is necessary as it affords flexibility to ensure community safety is maintained 24/7, I am confident I have sufficient available resources to deliver upon this commitment.'

4.0 Proposals

That the Committee notes the current and emerging national issues relating to Police and Fire & Rescue matters and notes the response on Community policing.

5.0 IMPLICATIONS

5.1 The table below shows whether risks and implications apply if the recommendation(s) is(are) agreed:

SUBJECT	YES	NO	N/A
Financial		X	
Legal/Risk		X	
Human Resources		X	
Strategic (LOIP/Corporate Plan)		X	
Equalities & Fairer Scotland Duty			X
Children & Young People's Rights & Wellbeing			X
Environmental & Sustainability			X
Data Protection			X

5.2 Finance

One off Costs

Cost Centre	Budget Heading	Budget Years	Proposed Spend this Report	Virement From	Other Comments
N/A					

Annually Recurring Costs/ (Savings)

Cost Centre	Budget Heading	With Effect from	Annual Net Impact	Virement From (If Applicable)	Other Comments
N/A					

5.3 Legal/Risk

There are no legal/risk implications contained within this report.

5.4 Human Resources

There are no human resource implications contained within this report.

5.5 Strategic

There are no strategic implications contained within this report.

6.0 CONSULTATION

6.1 There were no consultations required outside those noted in the report.

7.0 BACKGROUND PAPERS

7.1 There are no background papers associated with this report.